

School Report Card 2019-2020

N/A due to COVID-19

UA+ Percent Proficient by Subject

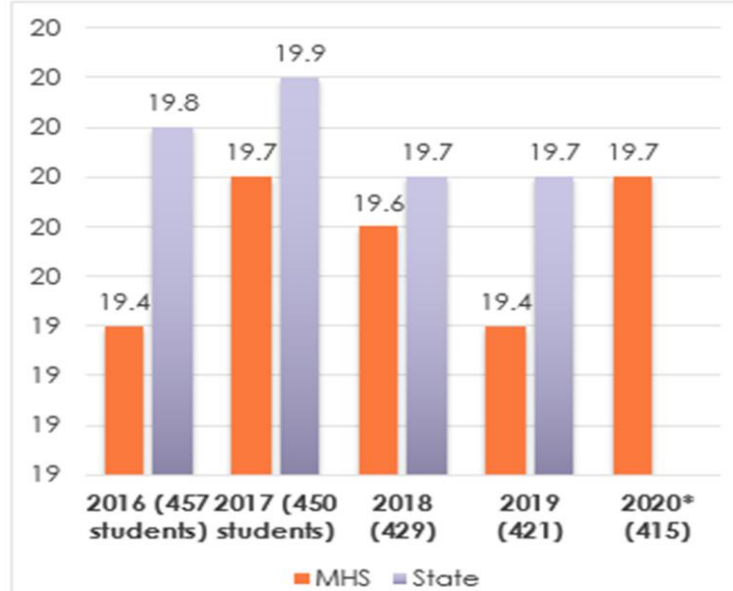
Cancelled due to COVID-19

10th Grade Utah Aspire Plus Proficiency Rating

Cancelled due to COVID-19

***ACT 11th Grade Composite – 5 years**

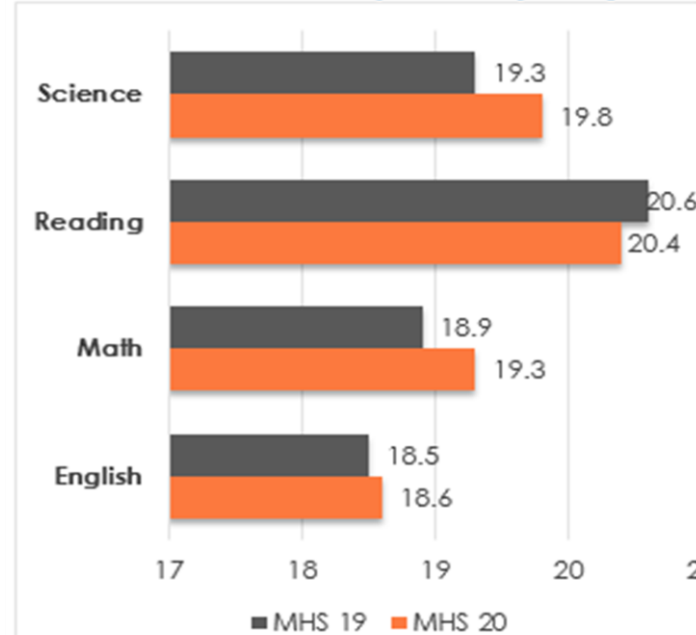
ACT 11th Overall Composite, 4 years:



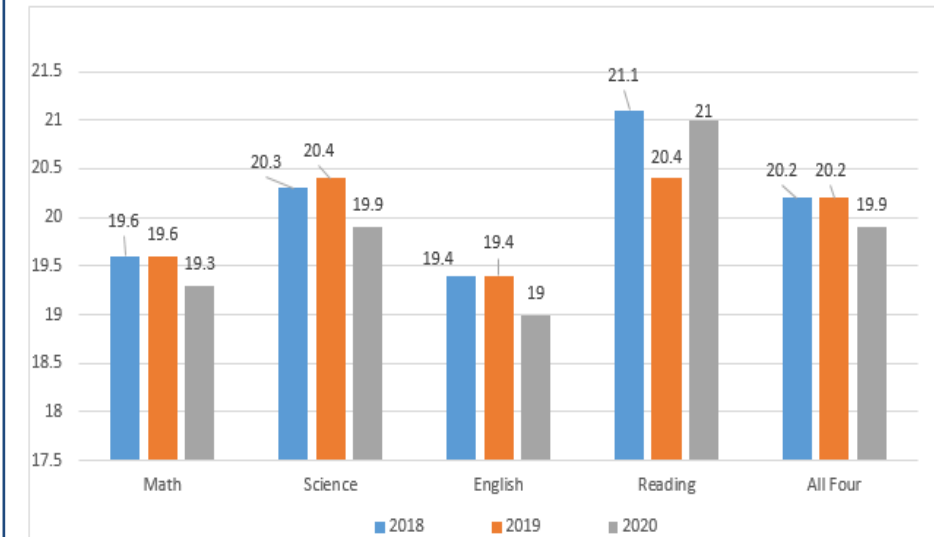
*2020 State numbers impacted by COVID-19

ACT 11th Grade Composite by Subject- 2Years

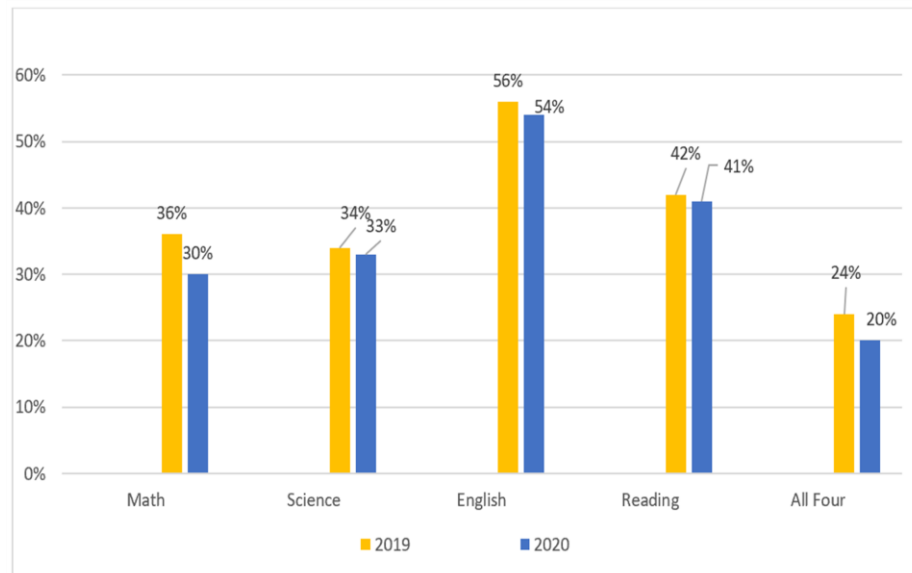
ACT 11th Grade Composite by Subject



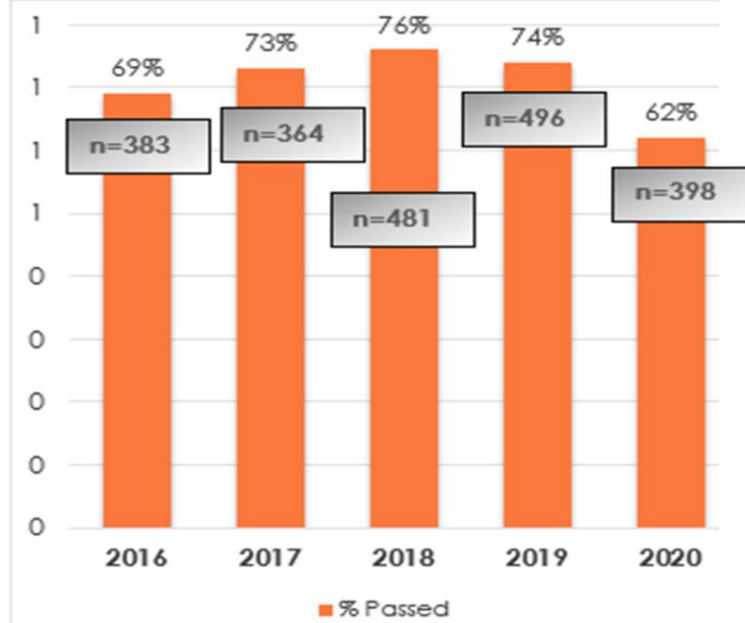
ACT Class of 2020 Score By Subject –3 years



ACT Class of 19' & 20': % Students Meeting Benchmark by Area - 2 years



*Advanced Placement (AP) Pass Rates - 5 years



*2020 numbers impacted by COVID-19

*AP Course Pass Rate 2020

AP TEST	2020* (COVID-19)		
	Tested	Passed	%Pass
Art History	20	16	80%
Biology	8	7	88%
Calculus BC	46	16	35%
Calculus BC: AB Sub Score			
Chemistry	5	5	100%
Comparative Gov. & Politics	9	3	33%
Computer Science A	1	1	100%
Computer Science Principles	1	0	0%
English Language	34	17	50%
English Literature	36	27	69%
Environmental Science			
Human Geography	58	32	55%
Music Theory	4	2	50%
Music Non-Aural Subscore			
Music Aural Subscore			
Physics C			
Physics 1	14	8	57%
Psychology	51	35	69%
Spanish - MHS	8	8	100%
Spanish - Riverview	1	1	100%
Studio Art 2-D Design	4	4	100%
Studio Art Drawing Portfolio	1	1	100%
Studio Art 3-D Design Portfolio			
US Gov. & Politics	18	9	50%
US History	34	22	65%
World History	45	34	76%
TOTAL TESTS MHS	398	248	62%
TOTAL TESTS UTAH			

*2020 numbers impacted by COVID-19

Similar School Comparison SRC Score

Not Available

School Comparison - % Scoring 18 Composite Score on ACT 11

Not Available

