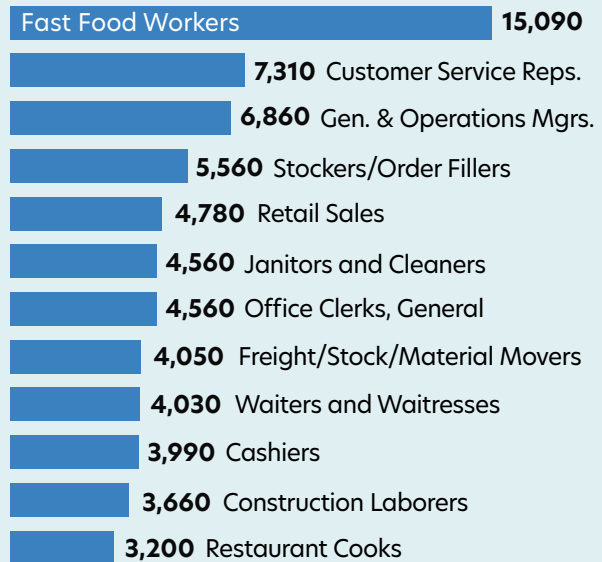


Employment Outlook

at a Glance



Most Annual Openings 2022-2032



jobs.utah.gov/wi/data/library/occupation/index.html

Find information about a specific occupation, including wages, training, job opportunities and licensing, and compare information on different occupations.

ktsutah.org

Resources for career planning.

jobs.utah.gov/jobseeker

Register with the Department of Workforce Services and apply for jobs here.

For more information, contact Ben Crabb at bcrabb@utah.gov or 801 694-5035.

Equal Opportunity Employer/Program • 07-03-0924

Utah Job Outlook



Jobs

WITH THE BEST CAREER
OPTIONS 2022-2032



Make informed

decisions

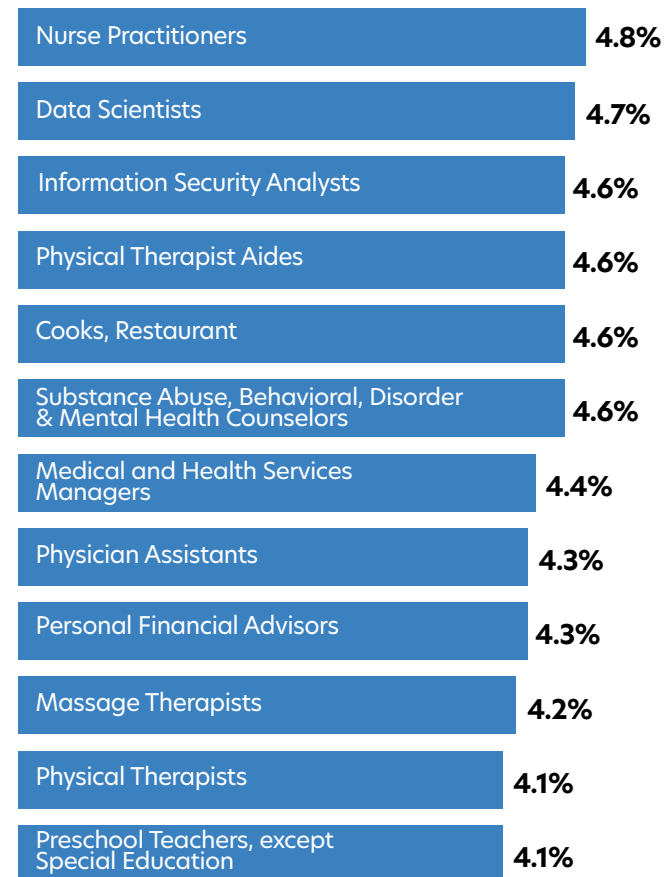
for your life,
your job
and your career.



Fastest Growing Occupations



with 200+ annual openings
2022-2032



Source: Utah Department of Workforce Services

For information on Employment and Training Administration (ETA) grant-funded products visit: jobs.utah.gov/wi/resources/etagrantlang.html





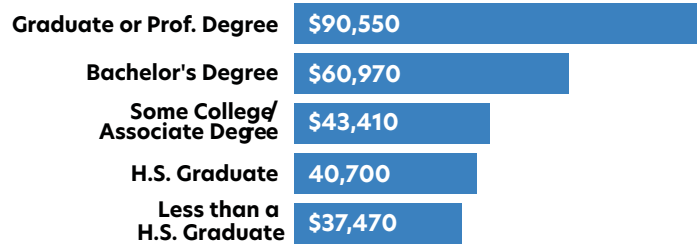
Skills Employers Want

- Problem-solving
- Ability to work in a team
- Written Communications
- Strong work ethic
- Flexibility/adaptability
- Detail-oriented
- Verbal Communications
- Technical
- Analytic/quantitative
- Initiative
- Interpersonal
- Computer skills


Source: National Association of Colleges and Employers, January 2024

Education Pays

2022 Utah **Median earnings** of Population 25+



2022 Utah **Unemployment rates** Population 25-64



Source: U.S. Census Bureau; American Community Survey

Best jobs by training level ★★★★★ a five-star occupation has strong employment opportunities and high wages*

Occupation	Stars	Median Annual Wage
Bachelor's degree or higher		
Family Medicine Physicians	5	\$233,200
Physicians, All Other	5	\$172,500
Computer and Information Systems Managers	5	\$164,700
Chief Executives	5	\$161,100
Architectural and Engineering Managers	5	\$144,200
Pharmacists	5	\$137,700
Financial Managers	5	\$132,200
Health Specialties Teachers, Postsecondary	5	\$130,700
Computer Network Architects	5	\$130,200
Sales Managers	5	\$130,200
Marketing Managers	5	\$128,800
Physician Assistants	5	\$128,100
Aerospace Engineers	5	\$127,800
Dentists, General	5	\$127,600
Nurse Practitioners	5	\$123,200
Lawyers	5	\$119,500
Public Relations Managers	5	\$118,900
Managers, All Other	5	\$118,300
Software Developers	5	\$116,800
Human Resources Managers	5	\$115,400

* Star ratings provide general guidance based on demand and wages.
For more information visit: jobs.utah.gov/wi/data/library/occupation/index.html
Wage data published June 2024.



Occupation	Stars	Median Annual Wage
Associate degree or higher		
Radiation Therapists	4	\$99,500
Diagnostic Medical Sonographers	5	\$93,600
Funeral Home Managers	4	\$91,300
Cardiovascular Technologists and Technicians	5	\$85,700
Magnetic Resonance Imaging Technologists	4	\$82,700
Dental Hygienists	5	\$79,400
Computer Network Support Specialists	4	\$75,000
Radiologic Technologists and Technicians	5	\$73,200
Respiratory Therapists	5	\$71,200
Mechanical Drafters	4	\$68,200
Drafters, All Other	4	\$67,200
Medical Equipment Repairers	4	\$66,700
Electrical and Electronics Engineering Technologists and Technicians	4	\$66,500
Industrial Engineering Technologists and Technicians	4	\$61,500
Engineering Technologists and Technicians, Except Drafters, All Other	4	\$61,400
Computer User Support Specialists	5	\$59,500

Occupation	Stars	Median Annual Wage
Postsecondary non-degree award		
First-Line Supervisors of Firefighting and Prevention Workers	5	\$97,700
Electrical and Electronics Repairers, Commercial and Industrial Equipment	4	\$67,700
Aircraft Mechanics and Service Technicians	4	\$63,700
Telecommunications Equipment Installers and Repairers, Except Line Installers	4	\$62,800
Paramedics	4	\$59,900
Massage Therapists	4	\$59,800
Licensed Practical and Licensed Vocational Nurses	4	\$57,200
Healthcare Practitioners and Technical Workers, All Other	4	\$56,900
Surgical Technologists	4	\$55,100
Heating, Air Conditioning, and Refrigeration Mechanics and Installers	4	\$49,900
Medical Records Specialists	4	\$49,800

Occupation	Stars	Median Annual Wage
High school/GED		
First-Line Supervisors of Police and Detectives	5	\$101,900
Power Plant Operators	4	\$98,400
Petroleum Pump System Operators, Refinery Operators, and Gaugers	4	\$94,300
Transportation, Storage, and Distribution Managers	5	\$90,200
First-Line Supervisors of Correctional Officers	4	\$80,600
First-Line Spvrs. of Mechanics, Installers, and Repairers	5	\$78,600
Elevator and Escalator Installers and Repairers	4	\$76,900
Detectives and Criminal Investigators	4	\$76,800
First-Line Supervisors of Non-Retail Sales Workers	4	\$74,900
Electrical Power-Line Installers and Repairers	4	\$73,800
First-Line Supervisors of Construction Trades and Extraction Workers	4	\$72,800
Police and Sheriff's Patrol Officers	5	\$67,500
Metal-Refining Furnace Operators and Tenders	4	\$66,800
Control and Valve Installers and Repairers, Except Mechanical Door	4	\$66,300
Tax Preparers	4	\$66,200

Occupation	Stars	Median Annual Wage
Less than high school		
Athletes and Sports Competitors	3	\$175,200
Continuous Mining Machine Operators	4	\$65,000
Underground Mining Machine Operators, All Other	3	\$62,800
Service Unit Operators, Oil and Gas	3	\$60,700
Artists and Related Workers, All Other	3	\$59,400
Postal Service Clerks	3	\$57,800
Postal Service Mail Carriers	4	\$57,500
Tapers	4	\$54,400
Rotary Drill Operators, Oil and Gas	3	\$54,100
Postal Service Mail Sorters, Processors, Operators	3	\$53,400
Cement Masons and Concrete Finishers	4	\$52,700
Grinding and Polishing Workers, Hand	3	\$51,900
Refuse and Recyclable Material Collectors	3	\$51,200
Plasterers and Stucco Masons	4	\$50,500